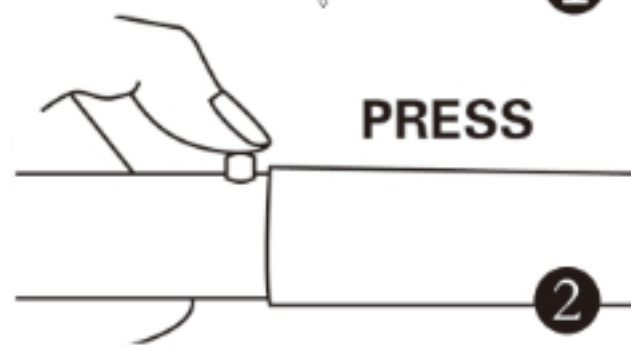


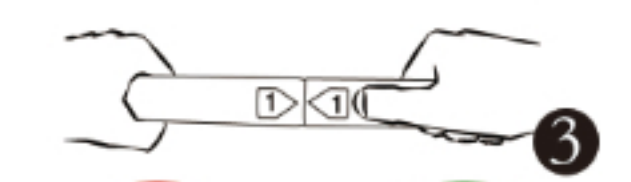
Pillow Stand Instruction




1




2




3




1 Button all tubes first




2 Assemble whole frame




3 Put on the fabric



4 Zip the zipper of fabric



5 Put on both feet



6 Finished Backdrop Stand



CAUTION:
PLEASE READ THE INSTRUCTIONS BEFORE INSTALLING PRODUCT