

WALLBOX SLIM ARCH 12ft x 10ft

Introducing the Wallbox Slim Arch 12ft x 10ft – an innovative and stylish solution to elevate your indoor events. With a sturdy 30mm aluminum tube frame and hassle-free tool-free push-button connection, this archway stands at the pinnacle of convenience and durability.

The impressive dimensions of 12ft wide, 10ft tall, and 4ft deep create a captivating presence, making it the perfect focal point for any indoor event. Its sleek design seamlessly integrates into various settings, adding a touch of sophistication to your space.

Featuring dye-sublimated fabric graphics with pillowcase finishing and zipper closure, the Wallbox Slim Arch ensures vibrant and high-quality visuals. The graphics are printed on both sides of the display, maximizing visibility and engagement from all angles, making it an ideal choice for capturing attention in busy event environments.

The Wallbox Slim Arch is designed for indoor use, making it an excellent choice for trade shows, conferences, exhibitions, and other indoor events where you want to make a lasting impression.


Upgrade your event presence with the Wallbox Slim Arch 12ft x 10ft – where style, durability, and ease of use converge to create a seamless and impactful display experience.

*Recommended for indoor use only



OVERVIEW

- Tubular archway that is perfect for a myriad of settings, from event entrances and tradeshows to exhibitions, start/finish lines, concerts, and events.
- Recommended for indoor use only
- Constructed of 30mm anodized silver aluminum tubing with plastic connectors
- Tool free frame assembly via push button connection
- Available in 1 standard size: 12ft W x 10ft x 4ft D
- Displays dye sublimated stretch fabric graphics with pillowcase style finishing
- Available as Graphic Package, Graphic Only, & Hardware only
- Customization available
- Hardware is made in house at our PFC location



Tube Connection



Press button & insert swaged end into receiving end of tubing




Plastic Connector

GRAPHIC PACKAGE

Includes:


- Frame
- Graphic



HARDWARE ONLY

Includes:

- Frame



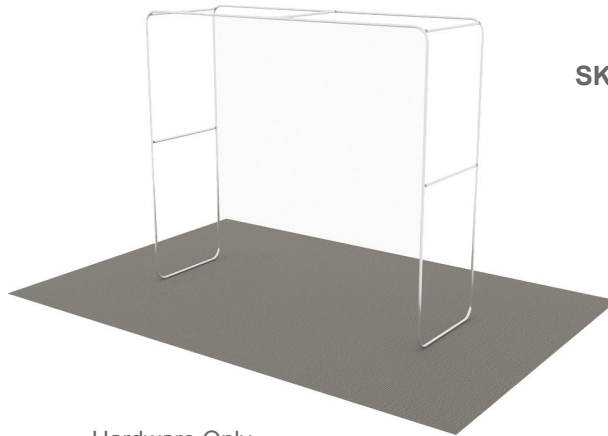
SKUs

SKUs:


- WB-SLIM-ARCH-12X10-GP - Graphic Package
- WB-SLIM-ARCH-12X10-HO - Hardware Only
- WB-SLIM-ARCH-12X10-GO - Graphic Only



Graphic Package



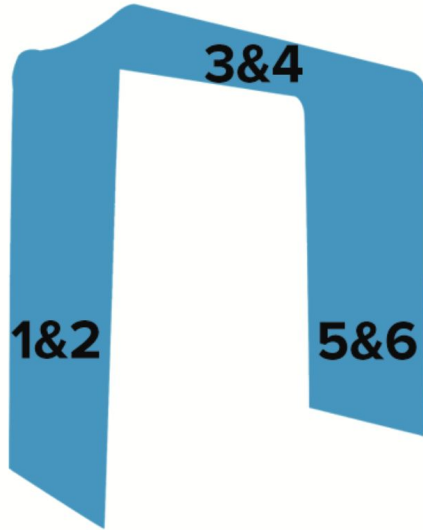
Hardware Only



Graphic Only

TEMPLATES

TEMPLATE GUIDE



- | | |
|-------------------------|----------------------------|
| 1. Left Support Outside | 4. Top Inside |
| 2. Left Support Inside | 5. Right Support Outside |
| 3. Top Outside | 6. 5. Right Support Inside |

NUMBERS ON THE IMAGE ABOVE INDICATE THE TEMPLATE LOCATION # ON FRAME
PLEASE ADD TEMPLATE LOCATION # TO END OF FILENAME. EX: "WB-SLIM-ARCH-12X10-1"

- A template guide is included with the templates that indicates which template corresponds to each location on the frame
- There are notes at the bottom of the template guide that instruct you on how to name your print files. This will help our graphics and production team know which graphics go where on the display
- Continuous graphics may not line up perfectly

GRAPHIC INFO

- **Material:** Stretch Fabric (FAB-STRETCH)
- **Print Process:** Paper Transfer Dye Sub
- **Finishing:** Pillowcase graphic finishing with white #10 zipper closure across the top of the graphic
- **Graphic Options:**
 - Double Sided Graphics Only
- **Production Time:** See product page for current lead times.
- **Locations:** See product page for location availability



Stretch - OC

Thickness	Printing Process	Finishing	Maximum Media Width
8.08 oz	Dye Sublimation Paper Transfer	Soft Look Bright Colors	94"

HARDWARE PRODUCTION

- All Wallbox Slim Arch hardware is produced in house at our PFC location
- We are able to produce tube frames in house with 30mm and 34mm diameter tubing
- Our production process includes:
 - Tube cutting
 - 90° tube bending
 - Tube reducing/swaging (for tube connection)
 - Drilling/punching (for accessories and spring buttons)
 - Chamfering (cleaning up tube edges after cutting)
- Custom sizing and configurations are available



SHIPPING & WARRANTY



Shipping

- Check Product Page for Location Availability per Option

Warranty

- 1 year warranty on graphics
- Lifetime warranty on hardware

Returns

- RMA's will be shipped back to CA or PA

Shipping Dimensions

- See Spec Sheets for Shipping Info